

Improved Facial Expression Recognition Using Angular Radial Transform and Principal Component Analysis

Imène.TALEB¹, Madani. OULD MAAMAR², Abdelaziz. OUAMRI³

Department of Electronics, Faculty of Electrical Engineering, University of Science and Technology ORAN – Mohamed Boudiaf – USTO-MB, B.P. 1505 .El Mnaouer, Oran, 31000, Algeria.

Email: imene_taleb@yahoo.fr / imene.taleb@univ-usto.dz

Abstract –This paper presents a novel facial expression recognition (FER), based on Fusion of Angular Radial Transform (ART), Principal component Analysis (PCA) and Support Vector Machine (SVM), to recognize the facial expression recognition. Principal Component Analysis is an extraction method based on statistical features which were extracted the global grayscale features of the whole image. The PCA is a holistic appearance method, where the extracted features are sensitive to the environment. So a hybrid method is proposed in this paper, which combines the PCA with ART. Angular Radial Transform (ART) as a regional based shape descriptor. It belongs to the broad Zernike moment family. The coefficients are then used as input to a support vector machine (SVM) to recognize facial expression. Experiments are performed using the standard Japanese Female Expression (JAFFE) database and the Cohn-Kanade database.

Keywords: facial expression recognition (FER), Fusion, Angular Radial Transform (ART), Principal Component Analysis (PCA), Support Vector Machine (SVM), Japanese Female Expression (JAFFE), Cohn-Kanade.

I. Introduction

The automated recognition of facial expressions has been studied with much interest in the past 20 years [1]. Quality works was make, but the field still under active research due to the complexity of the problem. In fact, where human understand such pattern even in complexes situations, machines still sensitive even to simple variation like light, rotation and resolution.

According to the Facial Action Coding System (FACS)[2], six basic facial expression have to be considered: Happy, Sad, Fear, Anger, Disgust and Surprise, plus the Neutral expression. To extract features of such expression many methods are used.

The method introduced in this paper evaluates experimentally, an approach based on a fusion of PCA and ART methods. So the hybrid method combines the PCA as holistic descriptor with ART as shape descriptor. In general, there are two approaches to represent the face and consequently the facial features to perform facial expression analysis: the geometric feature-based methods and appearance-based methods [3].

The geometric facial feature-based methods present the shape, texture and/or location information of prominent components (including mouth, eyes, eyebrows

and nose) [4]. The appearance-based methods, on the other hand, using image filters such as Gabor wavelets, generate the facial feature for either the whole-face or specific regions in a face image[4].

Tian and al, developed an Automatic Face Analysis system to analyze facial expressions based on both permanent facial features (brows, eyes, mouth) and transient facial features (deepening of facial furrows) in a nearly frontal-view face image sequence[5]. Bourel and al present a new approach using local spatio-temporal vectors obtained from the Extended Kalman Tracker for the recognition of facial expressions from videos sequences in the presence of occlusions [6]. In [7] [8] the Hidden Markov Models are used to recognize different patterns of facial animation parameter evolution and automatically segmenting and recognizing human facial expression from video sequences.

Gabor wavelets [9] are widely used to extract the facial appearance changes as a set of multi scale and multi orientation coefficients. The Gabor filter may be applied to specific locations on a face [9] or to the whole face image [10].

Different Classifiers was trained in the purpose of the facial expression recognition such as neural networks [11,12], support vector machines [13], linear discriminant analysis [14], principal component analysis [14], rule-

based classifiers [15].

In this paper, the ART descriptor, the MPEG-7 International Standard, is adopted. Known to be invariant to both scale and rotation, ART was largely used in Logo and shape recognition, and prove efficiency and accuracy. One can consider it as belonging to the mathematic moment set as Zernike moment. Characterized by a set of orthogonal function basics, ART extract a set of coefficients that describe shape information [16]. Combined with Appearance Model such PCA, making a features-based fusion, we show that such mixed features is suitable to increase the performance of the whole recognition system.

The experiments as will be shown in the last section, shows that combination of appearance based method PCA and shape based descriptor ART, two complementary features information, increased the facial expression recognition rate more than used separately.

II. The FERS proposed

The facial expression recognition system is composed of two subsystems: one for information extraction and one for information classification.

II.1. Preprocessing

The aim of the pre-processing is to obtain images with a normalized intensity values, uniform. The pre-processing procedure should also eliminate the effects of illumination and lighting. In pre-processing module, images are resized from [256x256] to [72x72]. In our case, we adjust lighting by subtracting mean pixel value, and reduction do reduction with the standard deviation.



Fig. 1. A JAFFE face images (pre-processing)

II.2. Features space

In the following, we will introduce the mathematical basis of Angular Radial Transform, and Principal Component Analysis. Both methods are used to extract representative shape and appearance Features information. These characteristics will be assessed separately and then a fusion of the two characteristics will be refined and evaluated as a single feature, containing both the appearance and shape information of the face expression.

II.2.1 Angular Radial Transform (ART)

The MPEG-7 standard comitee has proposed a region base shape descriptor: the Angular Radial Transform (ART). This shape descriptor has many properties: compacting size, robustness to noise and scaling, invariance to rotation, ability to describe complex objects. These properties and the evaluation made during the MPEG-7 standardization process make the ART a unanimously recognized efficient descriptor [16]. ART belongs to the broad Zernike moment family. A set of orthogonal moment basis is defined on a unit disk in polar coordinates (ρ, θ) . The basis functions $V_{nm}(\rho, \theta)$ are separable along the angular and radial directions [17], and are defined as :

$$V_{nm}(\rho, \theta) = \frac{1}{2\pi} \cdot \exp(jm\theta) \cdot R_n(\rho)$$

$$R_n(\rho) = \begin{cases} 1 & n = 0 \\ 2\cos(n\pi\theta) & n \neq 0 \end{cases} \quad (1)$$

In order to achieve rotation invariance, an exponential function is used for the angular basis function. The radial basis function is defined by a cosine function.

The ART transform of a function $f_{nm}(\rho, \theta)$ is the inner product of the basis $V_{nm}(\rho, \theta)$ and the function over the unit disk. The transform coefficients corresponding to the basis $V_{nm}(\rho, \theta)$ is C_{nm} , which is expressed as[16] :

$$c_{nm} = \int_{\rho=0}^1 \int_{\theta=0}^{2\pi} V_{nm}(\rho, \theta) \cdot f(\rho, \theta) \rho d\theta d\rho \quad (2)$$

Hence the reconstructed function is a linear combination of the basis function:

$$f(\rho, \theta) = \sum_n \sum_m c_{nm} \cdot V(\rho, \theta) \quad (2bis)$$

C_{nm} is a complex number, where $f_{nm}(\rho, \theta)$ is the image intensity function in polar coordinates and $V_{nm}(\rho, \theta)$ is the ART basis function of order n and m. The vector with components C_{nm} will be the feature vector.

II.2.2 Principal Component Analysis

PCA is one of the most widely used methods in image recognition and compression [18]. PCA reduce the feature dimension while preserving as much information as possible and perform decorrelation. Also it preserve the reconstruction error as well as variance.

Find the best projection direction which represents the original data in the sense of least mean-squares. The dimension of feature space, which decides the size of data, can be reduced by PCA.

The strategy of the Eigenfaces method consists of extracting the characteristic features on the face and

representing the face in question as a linear combination of the so called ‘eigenfaces’ obtained from the feature extraction process [19].

The principal components of the faces in the training set are calculated. Recognition is achieved using the projection of the face into the space formed by the eigenfaces.

II.2.3 Fusion PCA/ ART

Multi-biometrics try to consolidate information from multiple sources in three distinct levels: i/ feature extraction level; ii/ match score level; and iii/ decision level. Since the feature set contains richer information about the raw biometric data, fusion at the feature level is expected to provide better recognition results.

For enhancing the performance and accuracy of face recognition, we use the multi-algorithmic concepts, where a combination of different facial expression recognition algorithms is used. We implemented two well known face recognition algorithms, they are following: i/ Principal Component Analysis, and ii/ Angular Radial Transformation.

Two kind of fusion one can made at the feature level, “serial fusion”, and the parallel fusion, where both features have to be at the same dimension, and will be fused together to make a complex value number, where the real part represent an information from the first features, and the imaginary part, represented by the second features. The fusion features, the complex one, can be used as a complex features for classification. The second pattern of fusion, that consist of concatenating the different features of interest. f1 and f2 are features from two different spaces, a simple concatenation o of the form[m*f1;n*f2] can be used as a new features and used to be learn in the classifier. In our case normalize f1 and f2 in such way that the sum of each of their element is equal to one, and take the value of n and m as equal to one.

Our contribution, in this paper is the fusion (concatenation) of two kinds of features of the same face, one related to the shape (ART features), the other related to the global appearance (PCA features) as depicted in figure 3:

Let $A_i = \{a_{i,1}, a_{i,2}, \dots, a_{i,n}\}$ and $P_i = \{p_{i,1}, p_{i,2}, \dots, p_{i,m}\}$ represent the normalized feature vector of the face from ART and from PCA of a user, respectively. The normalized vectors result from transformation to the individual feature values (via normalization schemes like min-max, z-score,...). The fused feature vector $X_i = \{x_{i,1}, x_{i,2}, \dots, x_{i,d}\} \in \mathbb{R}^d$ can be obtained by concatenating the two feature vectors A_i and P_i .

In MPEG-7, 12 angular and three radial functions are used ($n < 3, m < 12$) [16], these values which lead to acceptable approximation of $f(\rho, \Theta)$ will be used in the rest of the paper.

For Art features, 35 coefficients are extracted for each face shape and 40 features extracted by the PCA, the features of appearance are then concatenated and classified by SVM. This combination has the advantage of being much less slower than geometrical methods, which generally require manual effort for detection, or a significant calculation for the detection of each facial area.

II.3 Classification tools

Support Vector Margin Classifier

Consider the problem of separating the set of training vectors belonging to two classes, given a set of training data $(x_1, y_1), \dots, (x_m, y_m)$ where $x_i \in \mathbb{R}^N$ is a feature vector and $y_i \in \{1, +1\}$ its class label.

Assume:

1/ that the two classes can be separated by a hyper-plane $w \cdot x + b = 0$,

2/ no knowledge about the data distribution is available. From the point of view of statistical learning theory, of all the boundaries determined by w and b , the one that maximizes the margin is preferable (due to a bound on its expected generalization error) . The optimal values for w and b can be found by solving the following constrained minimization problem:

$$\begin{aligned} \min_w \quad & E(w) = \frac{1}{2} \|w\|^2 \\ \text{s.t.} \quad & y_i [(w \cdot x_i) + b] \geq 1 \quad i = 1, \dots, m \end{aligned}$$

Solving it requires the construction of a so-called dual problem, using Lagrange multipliers α_i ($i = 1, \dots, m$), and results in a classification function:

$$f(x) = \text{sign} \left(\sum_{i=1}^m \alpha_i y_i (x_i \cdot x) + b \right)$$

Most of the α_i take the value of zero; those x_i with nonzero α_i are the “support vectors”.

SVMs have been successfully employed for a number of classification tasks such as genetic analysis [20] and face detection [21].

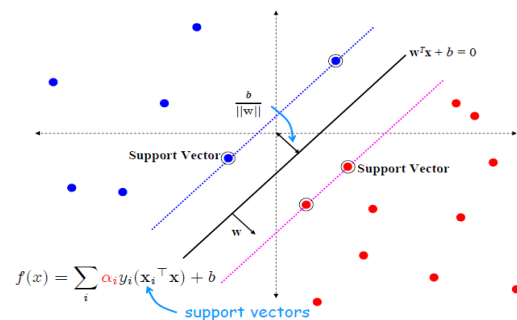


Fig.2. SVM

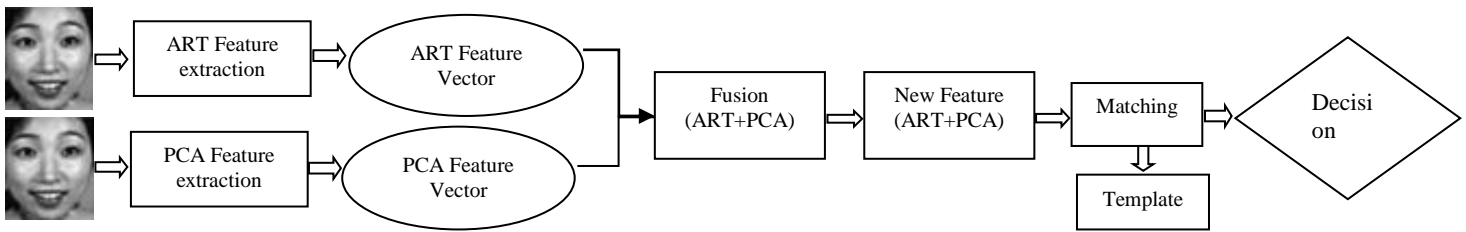


Fig. 3. The block diagram of Feature Level Fusion

III. Experimental Results

After presenting the mathematical model of ART and PCA, the following gives more detail on the experiences and the obtained results:

III.1 Images Databases

To evaluate the proposed features fusion of ART and PCA, experiments was performed on two different databases: JAFFE (for Japanese Female Facial Expression [22]) and Cohn-Kanade (CK) [23]. The former is a collection of 210 different gray level pictures each one of size 72x72 taken from 10 persons (female) exposed 3 times for each expressions. The latter is composed of 486 sequences from 97 subjects of size 128x128. Each sequence begins and ends with neutral expression, while the middle of the sequence contain the large intensity of a given expression. In both databases, one can observe that the expression is forced and not authentic, leading to some wrong or confused -labeled pictures. This is a major problem in all kind of collected database under a not natural environment.




Fig. 4. Samples of Facial expressions JAFFE database

Neutral Happiness Sadness Surprise Anger Disgust Fear



Fig. 5. Samples of Facial expressions Cohn-Kanade database

III.2 PCA features experiences

In a first experiment, we performed a PCA on all samples considering all class. Then, we extract the Principal Eigen vectors, and form the basis on which features are extracted for each image sample. The recognition rate obtained is improved using a second approach: consider the construction of 7 PCA subspace, each one constructed from only sample of a known class. For an input image, feature are extracted considering each one of the 7 subPCA, and are used in an SVM using the OVA(One Versus All) approach. This is how we used PCA in this paper.

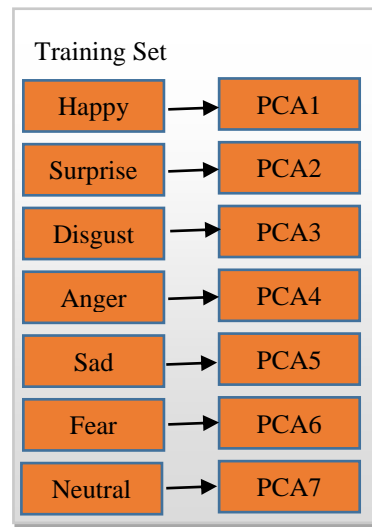


Fig. 6. PCA Block diagram

3.3 ART features experiences

ART is generally applied on binary images of a known dark object, drawn on a completely white background. Other works used ART on gray level image. In this work, we combined two kind of image: original gray level image and all orientations gradient image on $[0, \pi [$. Combined with ART and Binary ART equal to sign (ART_Features). In both function, parameter $m < 4$, and $n < 3$ was used to do extraction as shown in figure 7. Figure shows an example of such extraction the coefficient obtained was introduced on a SVM classifier to learn a multiclass system.




Fig. 7. Binary ART functions

3.4 ART & PCA Features Fusion

Generally, two approaches are used to in features fusion level: Serial and/or parallel. Facial expression information can be extracted from appearance and shape pattern. PCA is conducted to extract the appearance information, when ART is used to consider the shape or region information. Fusion of both features in a simple weighted concatenation gives a improvement in the rate recognition.

Two approach are used to perform a multiclass recognition with a simple binary classifier (as SVM): OVA(One Versus One) and OVO (One Versus One). In OVA, classifiers are built to recognize sample among C different Class. The C_i classifier is constructed over training set composed of example of the Class i as the positive class, and all the rest of the training samples are considered as Negative Class. The con here is to learn classifier that focused more on negative-sample, when the amount of negative samples are more important. Moreover, a decision that considered a sample as belonging to negative class is not a relevant information. In the OVO approach, the distribution of positive and negative example are more uniform helping the classifier to consider as much positive example then negative, and both negative and positive example are relevant. The drawback is the construction of $C*(C-1)$ classifier. That leads in our case to the construction of 42 classifier. In addition, two classifier constructed on C_i and C_j class can gives a false response considering an example on a C_j class. Fusion of the decision is constructed over a voting technique to decide to which class a sample belong when it is introduced on all these set of classifier. To combine the advantage of the both approach, and avoid constructing an important set of classifier, a third approach is used in this paper: Error Correcting Code for classification. In this approach, a code word is used to combine a subset of class as a positive Class, and the other subset as a negative class. In the table below, one can find how we can combine 15 binary classifier in a problem of 10 class. A test sample is introduced on all the classifier. All the output are extracted from which we construct the output word. The output word is compared to the different code word in a simple hamming distance, to decide to which class the sample belong.

IV. RESULTS AND ANALYSIS

PCA based

The average recognition rate (RR) for JAFFE test samples with PCA is 92,71% and 91.22% for CK database . Table 1 reveals the comparison of the recognition rate for every expression with PCA methods with training set of 140 images and test set of 70 images. The Accuracy rate of the neutral and anger using PCA Algorithm is higher than other expressions for 70 test samples for JAFFE database. The recognition rate of the disgust and fear with PCA Algorithm is higher than other expressions for 70 test images for CK database. Table 1 demonstrates the system results of the testing 70 images using PCA method.

FE	RR-PCA % (JAFFE)	RR-PCA % (CK)
Neutral	97.77	87.14
Anger	97.60	91.43
Disgust	92.17	94.29
Fear	84.00	94.29
Happy	83.00	90.00
Sad	83.00	90.00
Surprise	96.12	91.43
RR	92.71	91.22

Table 1. Accuracy Rates of Various Facial Expressions using PCA (JAFFE And CK Databases)

ART based

The average recognition rate JAFFE test samples with ART are 82, 51% for JAFFE database and 88.57% for CK database. Table 2 reveals the comparison of the recognition rate for every expression with ART method (35 coefficients) with training set of 140 images and test set of 70 images. The Accuracy rate of the surprised expression using ART Algorithm for JAFFE and CK databases is higher than other expressions for 70 test samples.

FE	RR-ART % (JAFFE)	RR-ART % (CK)
Neutral	80.33	81.43
Anger	86.00	88.57
Disgust	70.00	90.00
Fear	73.00	90.00
Happy	88.57	87.14
Sad	83.77	88.57
Surprise	96.00	94.29
RR	82.52	88.57

Table 2. Accuracy Rates of Various Facial Expressions using ART (JAFFE And CK Databases)

FE	RR-PCA+ART% (JAFEE)	RR-PCA+ART% (CK)
Neutral	98.84	94.29
Anger	99.17	93.00
Disgust	97.33	99.10
Fear	93.66	95.00
Happy	97.17	97.14
Sad	92.33	92.00
Surprise	98.12	97.12
RR	96.66	95.37

Table 3. Accuracy Rates of Various Facial Expressions using ART+PCA (JAFEE And CK) Databases)

Table 3 show the performances of recognition of the proposed system on JAFEE and CK databases respectively. We observe the following:

1. For the JAFEE database, neutral, happy, anger and surprise expressions are easily to recognized, while fear, and sad expressions are not.
2. For the CK database, surprise, disgust, neutral and happy expressions are easy to recognize while anger and sad expressions are not.
3. Figure.8 shows clearly the increase recognition rate for JAFEE and CK databases under the fusion approach.

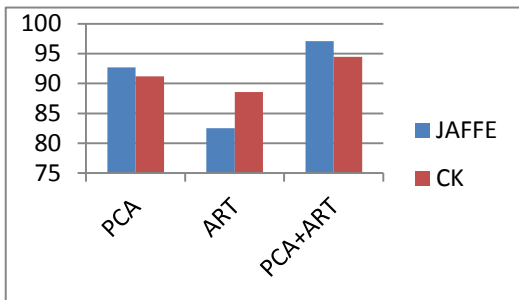


Fig. 8. Result of contrast (JAFEE And CK databases)

Methods	Subject	Images	Classes	RR (%)
Radial encoded jets [24]	10	213	7	89,67
LDNG [25]	10	213	7	90,6
Gabor texture and CBP[26]	10	210	7	71,43
BDBN[27]	10	213	7	93
LBP+HOG[28]	10	213	7	87,6
ART+PCA	10	213	7	96.66

Table 4. Comparison with different approaches on the JAFEE database

Table 4 shows the comparisons with some other published approaches (local and global methods) applied to the JAFEE database.

Although the overall results are promising, the results presented in the tables 1, 2 and 3 indicate that there is a spread of the classification results across different expressions. This suggests that different facial expressions could need different sizes of training sets to enhance the obtained results.

V. Conclusion

The paper has presented a fusion region based descriptor ART and holistic based PCA and SVM is used for the expression classification and hence recognition. The proposed solution leads to a system capable of classifying the six basic universal emotions, with an average accuracy of more than 96% for JAFEE and 95.37% for CK.

One of the limitations of the proposed system is that it only allows recognition for static images. Therefore, in perspective a significant enhancement would be achieved considering the temporal component of expressions, hence analyzing video input as well.

References

- [1] M. Pantic and Rothkrantz L. J. M (2000) "Automatic Analysis of Facial Expressions: The State of the Art", IEEE Transactions on Pattern Analysis and Machine Intelligence, 22(12):1424– 1445.
- [2] Ekman, P., & Friesen, W. V. (1978). "Facial coding action system (FACS): A technique for the measurement of facial actions".
- [3] Tian, Y.L., Kanade, T., Cohn (2005) J.F.: "Facial Expression Analysis. Hand Book of Face Recognition", pp. 247–275.
- [4] Seyed Mehdi Lajevardi • Zahir M. Hussain (2010) "Automatic facial expression recognition: feature extraction and selection", Springer.
- [5] Y. Tian, T. Kanade and J. Cohn (2001) "Recognizing Action Units for Facial Expression Analysis," IEEE Trans. Pattern Analysis and Machine Intelligence, vol. 23, no. 2, pp. 97–115,
- [6] F. Bourel, C.C. Chibelushi and A. A. Low (2001) "Recognition of Facial Expressions in the Presence of Occlusion," Proc. of the Twelfth British Machine Vision Conference, vol. 1, pp. 213–222.
- [7] M. Pardas and A. Bonafonte (2002) "Facial animation parameters extraction and expression recognition using Hidden Markov Models," Signal Processing: Image Communication, vol. 17, pp.675–688,
- [8] Cohen, I., Sebe, N., Garg, A., Chen, L. S., & Huang, T. S. (2003). "Facial expression recognition from video sequences: temporal and static modelling". Computer Vision and image understanding, 91(1), 160-187.
- [9] Hong-Bo Deng ,Lian – Wen Jin ,Li-Xin Zhen, Jian –Cheng Huang (2005) "A New Facial Expression Recognition Method based on Local Gabor Filter Bank and PCA plus LDA" . International Journal of Information Technology Vol. 11 No. 11
- [10] Jacob Whitehill ,GwenLittlewort ,Jan Fasel,Marian Bartlett (2009) "Toward Practical Smile Detection" , IEEE Transactions on Pattern Analysis and Machine Intelligence ,Vol 31.No11.
- [11] Pooja Sharma, (2011) "Feature Based Method for Human Facial Emotion Detection using optical FlowBased Analysis", International Journal of Research in Computer Science ISSN 2249-8265Volume 1 Issue 1 pp. 31-38.
- [12] Sander Koelstra, Student Member (2010) "A Dynamic Texture-Based Approach to Recognition of Facial Actions and Their

- Temporal Models”, IEEE Transactions on Pattern Analysis and Machine Intelligence, Vol. 32, No. 11.
- [13] Martin Michael Schulze (2002) “Facial expression recognition with support vector machines” .University of applied sciences Konstanz, Germany.
- [14] Hong-Bo Deng ,Lian – Wen Jin ,Li-Xin Zhen, Jian –Cheng Huang (2005). “A New Facial Expression Recognition Method based on Local Gabor Filter Bank and PCA plus LDA”, International Journal of Information Technology Vol. 11 No. 11.
- [15] Amir Jamshid nezhad, Mdjan Nordin (2011). “A Classifier Model based on the Features Quantitative Analysis for Facial Expression Recognition” , Proceeding of the International Conference on Advanced Science, Engineering and Information Technology.
- [16] Ricard, J., Coeurjolly, D., & Baskurt, A (2005). “Generalizations of angular radial transform for 2D and 3D shape retrieval”. Pattern Recognition Letters, 26(14), 2174-2186.
- [17] Fang, J., & Qiu, G. (2003). “Human face detection using angular radial transform and support vector machines”. In Image Processing, 2003 International Conference on (Vol. 1, pp. 1-669).IEEE.
- [18] M. Turk and A. Pentland (1991) “Face Recognition Using Eigenfaces,” Proc. IEEE Conf. Computer Vision and Pattern Recognition, pp. 586-591.
- [19] H. Duan, R. Yan and K. Lin (2008) “Research on Face Recognition Based on PCA.” in Future Information Technology and Management Engineering, pp. 29-32.
- [20] A. Zien, G. R’atsch, S. Mika, B. Sch’olkopf, T. Lengauer, and K. Muller (2000), “Engineering support vector machine kernels that recognize translation initiation sites”, Bioinformatics, 16(9):799–807.
- [21] E. Osuna, R. Freund, and F. Girosi (1997) “Training support vector machines: An application to face detection”,. In Proceedings of Computer Vision and Pattern Recognition ’97, pages 130–36.
- [22] Lyons, M., Akamatsu, S., Kamachi, M., Gyoba (1998) “Coding facial expressions with Gabor wavelets, in automatic face and gesture recognition”,. In: *Proceedings. Third IEEE International Conference on Japan*, pp. 200–205.
- [23] T. Kanade, J. F. Cohn and Y. Tian (2000) “Comprehensive database for facial expression analysis”,in Fourth IEEE International Conference on Automatic Face and Gesture Recognition (FG’00), Grenoble, , pp. 46-53.
- [24] Gu, W., Xiang, C., Venkatesh, Y. V., Huang, D., & Lin, H. (2012). “Facial expression recognition using radial encoding of local Gabor features and classifier synthesis”. Pattern Recognition, 45(1), 80-91.
- [25] Ramirez Rivera, A., Rojas Castillo, J., & Chae, O. (2013). “Local directional number pattern for face analysis: Face and expression recognition”. Image Processing, IEEE Transactions on, 22(5), 1740-1752.
- [26] Li, L. S., Ying, Z. L., & Huang, B. B. (2015, April). “Facial Expression Recognition Based on Gabor Texture Features and Centre Binary Pattern”. In Applied Mechanics and Materials (Vol. 742, pp. 257-260).
- [27] Liu, P., Han, S., Meng, Z., & Tong, Y: (2014), ‘Facial expression recognition via a boosted deep belief network’. In Proceedings of the IEEE Conference on Computer Vision and Pattern Recognition (pp. 1805-1812).
- [28] Yanpeng Liu, Yibin Li, Xin Ma and Rhui Song.(2017) “Facial expression recognition with fusion features extracted from salient facial areas” school of control science and engineering, Shandong university. Jinan. China.